

April 11, 2011

Office of the National Coordinator for Health IT
State HIE Program
Department of Health and Human Services
200 Independence Avenue
Washington, D.C. 20024

Dear State HIT Coordinator:

The enclosed tables provide a snapshot of e-prescribing in Nebraska. ONC acquired these data from Surescripts, the largest e-prescription network in the United States. We will be providing these reports on a quarterly basis, and we hope these data will assist in your efforts to advance health information exchange in your state.

As of February 28, 2011, there are **250,987** e-prescribers in the United States. **90.1%** of retail community pharmacies nationwide are able to receive and process electronic prescriptions on the Surescripts network. **87.6%** of retail community pharmacies nationwide processed at least one electronic prescription in February 2011. To put your state's tables in context, the 25th percentile for percent of retail community pharmacies actively e-prescribing in February 2011 was 84.5% and the 75th percentile was 90.5%.

As you examine the enclosed tables, please keep in mind that an “enabled” pharmacy is a pharmacy that is connected to the Surescripts network. An “active” pharmacy has processed at least one prescription electronically within the listed month. Therefore, a pharmacy that is not reported to be “enabled” may not be e-prescribing at all or may be e-prescribing outside of the Surescripts network. If in your outreach you find a number of pharmacies or providers that are e-prescribing on a different network, you are more than welcome to report these pharmacies to your Project Officer. We will take any additional e-prescribing activity into consideration in upcoming state reports.

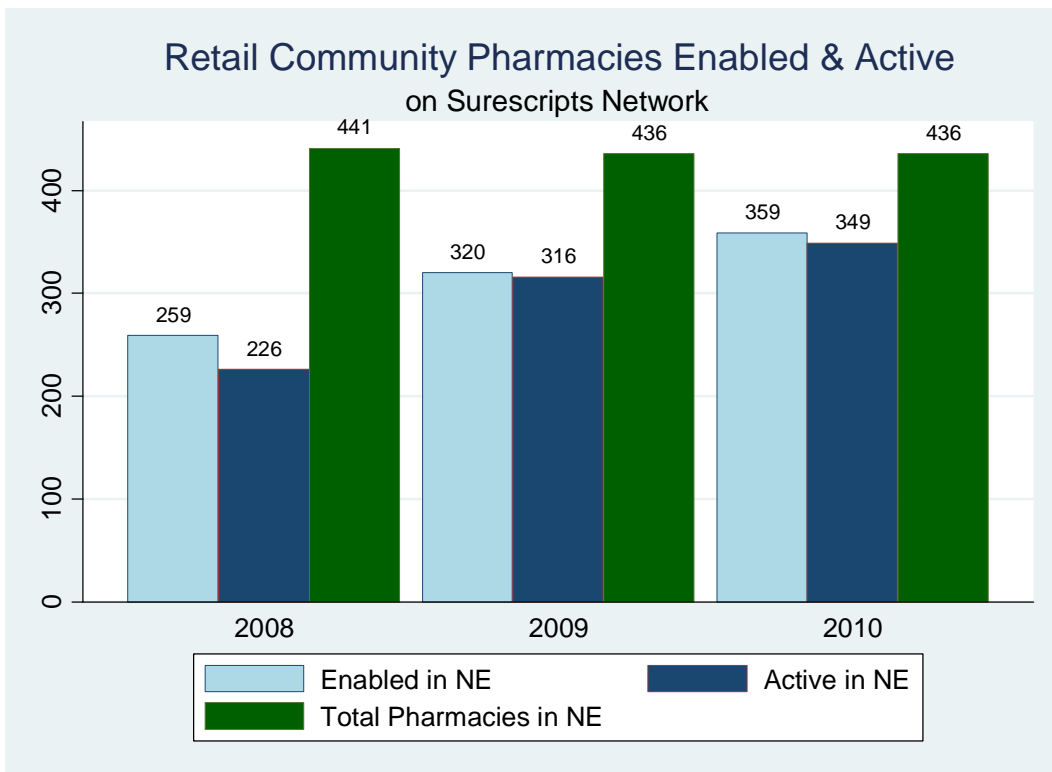
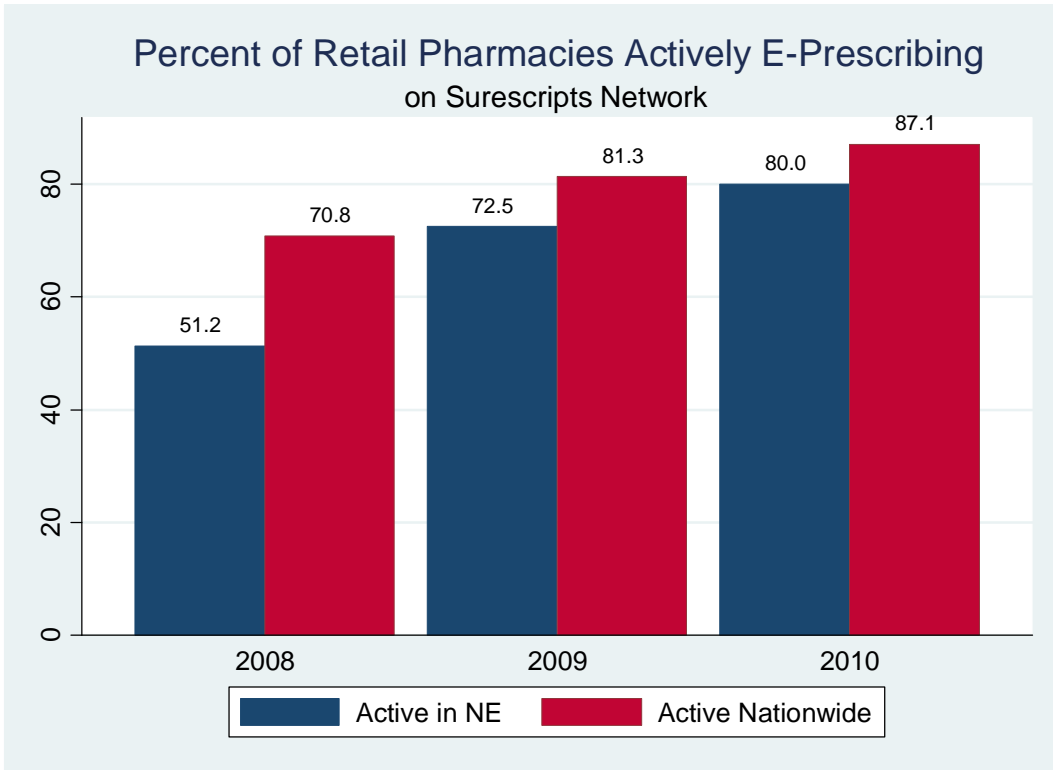
On the HITRC website you will be able to download the complete data files for your state for December 2008, December 2009, June 2010, December 2010, January 2011, and February 2011. The transfer of these data assumes that as a grantee of the ONC, you will abide by the terms of use as agreed upon by the ONC and Surescripts. Particularly, ONC grantees and their affiliates will not share data files with outside entities, use data for work not associated with ONC, or post or disclose publicly the names of pharmacies not participating in the Surescripts network. Violating these terms and conditions will jeopardize future data deliveries.

Should you have any questions, please do not hesitate to contact your Project Officer. We want these reports to be helpful to you in your efforts, and welcome your input on their measures and format.

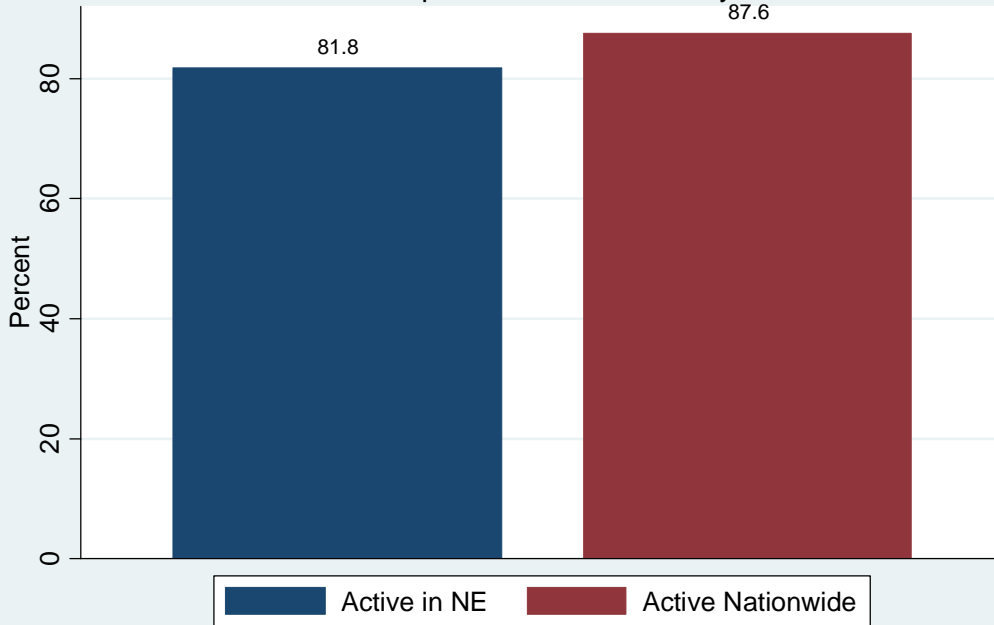
Best regards,

State HIE Team

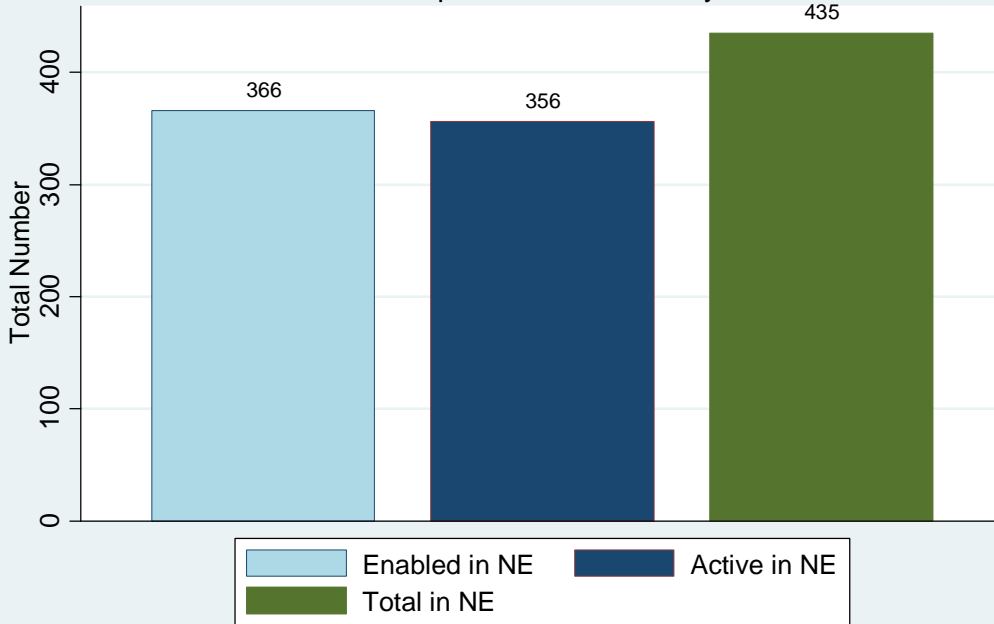
A Picture of Electronic Prescribing in Nebraska
E-Prescribing Pharmacies



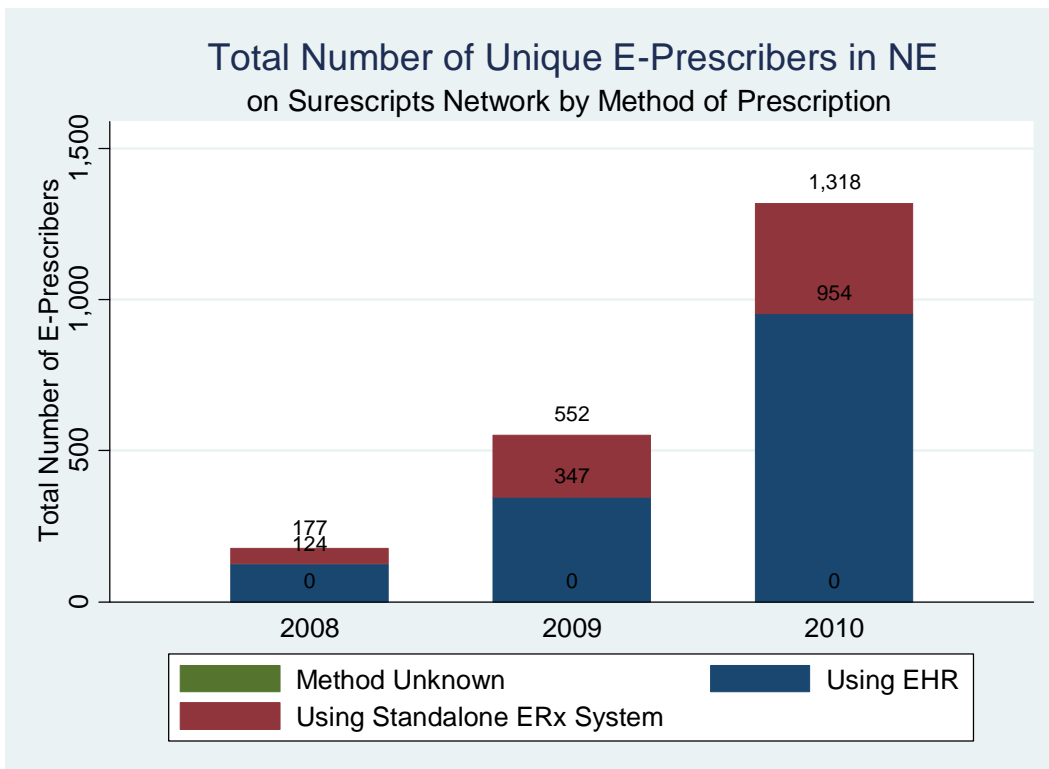
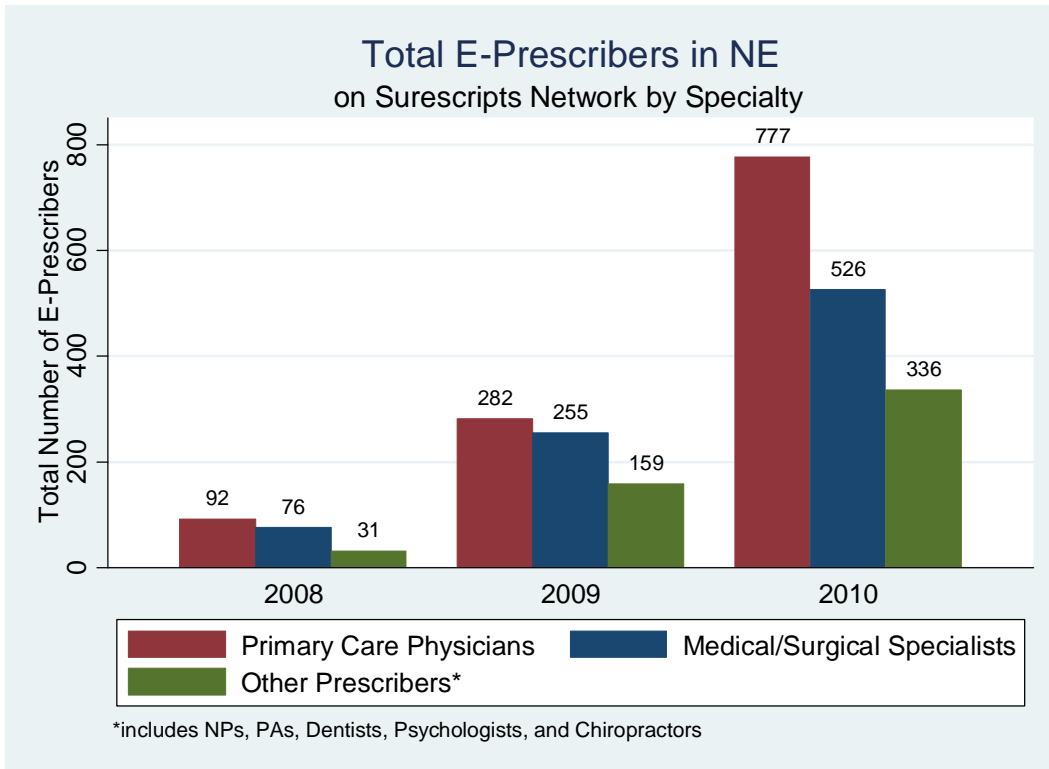
**% of Total Pharmacies Actively E-Prescribing
on Surescripts Network in February 2011**



**Retail Community Pharmacies Enabled & Active
on Surescripts Network February 2011**

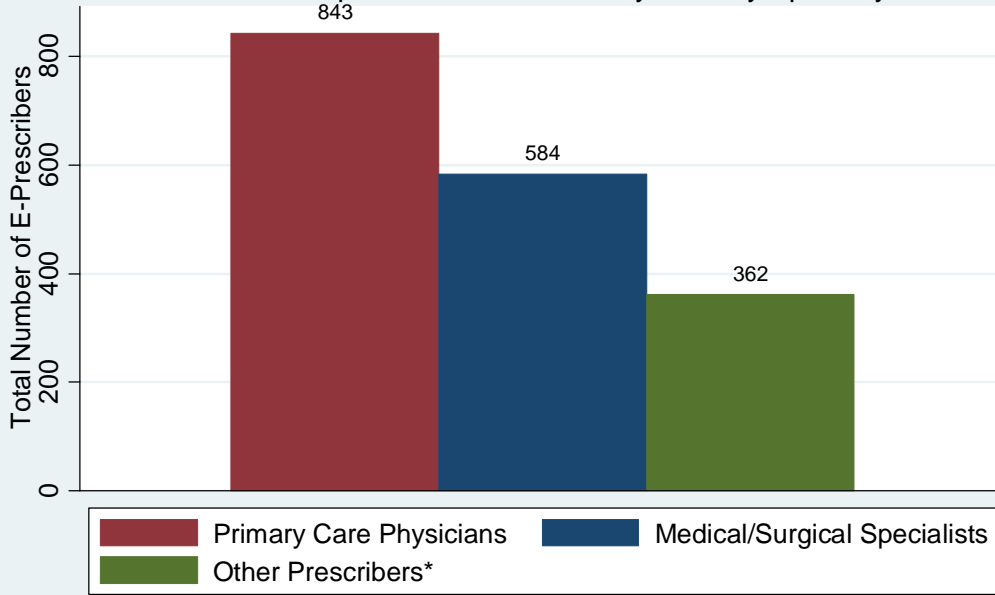


E-Prescribers



Total E-Prescribers in NE

on Surescripts Network in February 2011 by Specialty



*includes NPs, PAs, Dentists, Psychologists, and Chiropractors

Total Number of Unique E-Prescribers in NE

on Surescripts Network in February 2011 by Method of Prescription

